


For Earth, For Life

Kubota

KUBOTA ZERO TAIL SWING MINI-EXCAVATOR

U10-3 SIDE LEVER

NEW

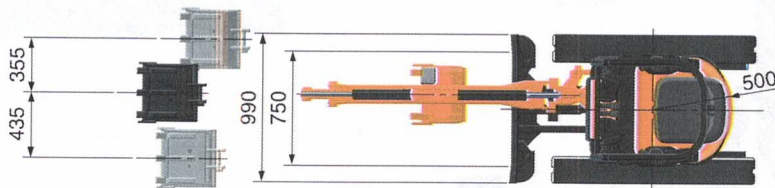
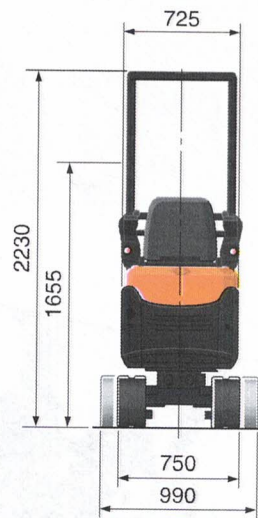
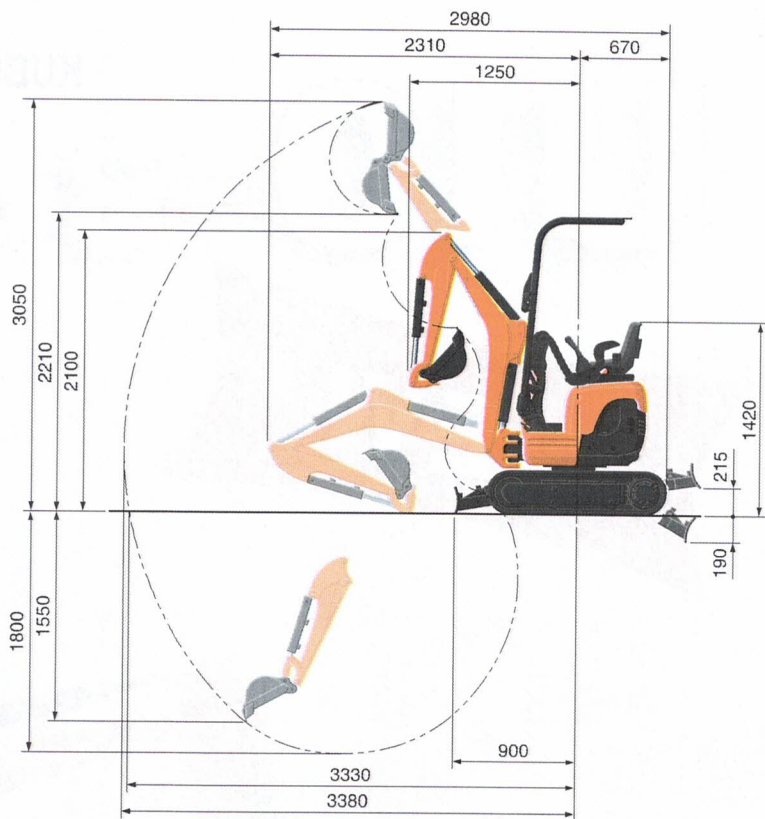


SPECIFICATIONS

*With rubber shoe type

Model		U10-3 SL	
Machine weight	Rubber crawler	kg	1120
Bucket capacity, std. SAE/CECE		m ³	0.024 / 0.020
Bucket width	With side teeth	mm	398
	Without side teeth	mm	380
Model		D722-BH-6	
Type		Water-cooled diesel-engine E-TVCS (Economical, ecological type)	
Engine	Output ISO9249	PS/rpm	10.2 / 2050
		kW/rpm	7.4 / 2050
Number of cylinders		3	
Bore x stroke		mm	67 x 68
Displacement		cm ³	719
Overall length		mm	2980
Overall height		mm	2230
Swivelling speed		rpm	8.3
Rubber shoe width		mm	180
Tumbler distance		mm	1010
Dozer size (width x height)		mm	750/990 x 200
Hydraulic pumps	P1, P2		Gear pump
	Flow rate	ℓ /min	10.5 + 10.5
	Hydraulic pressure	MPa (kgf/cm ²)	17.6 (180)
	P3		Gear pump
	Flow rate	ℓ /min	3.1
	Hydraulic pressure	MPa (kgf/cm ²)	2.9 (30)
Max. digging force	Arm	kN (kgf)	540 (550)
	Bucket	kN (kgf)	1040 (1060)
Boom swing angle (left/right)		deg.	55 / 55
Auxiliary circuit	Flow rate	ℓ /min	21.0
	Hydraulic pressure	MPa (kgf/cm ²)	180
Hydraulic reservoir		ℓ	12.5
Fuel tank capacity		ℓ	33
Max. travelling speed (low/high)		km/h	2.0 / 4.0
Ground contact pressure		kPa (kgf/cm ²)	25.3 (0.26)
Ground clearance		mm	140

WORKING RANGE



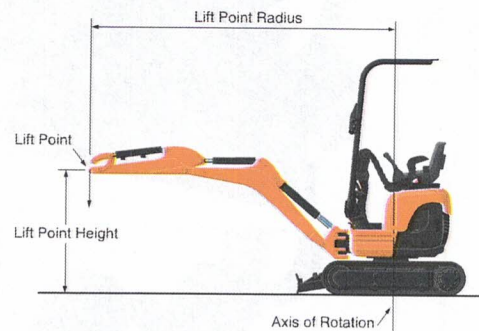
LIFTING CAPACITY

Lift Point Height	Lifting point radius (1,5m)		Lifting point radius (2m)		Lifting point radius (max.)		kN (ton)		
	Over-front		Over-side	Over-front		Over-side	Over-front		
	Blade down	Blade up		Blade down	Blade up		Blade down	Blade up	
2,0 m	-	-	-	170 (0,17)	170 (0,17)	150 (0,15)	-	-	-
1,0 m	290 (0,29)	260 (0,26)	220 (0,22)	220 (0,22)	160 (0,16)	140 (0,14)	-	-	-
0,5 m	410 (0,42)	230 (0,24)	190 (0,20)	250 (0,26)	150 (0,16)	130 (0,13)	140 (0,14)	90 (0,09)	70 (0,08)
0 m	380 (0,39)	220 (0,22)	180 (0,19)	250 (0,25)	150 (0,15)	120 (0,13)	-	-	-
-1,0 m	240 (0,25)	220 (0,22)	180 (0,19)	160 (0,17)	140 (0,15)	120 (0,12)	-	-	-

Please, note:

* The lifting capacities are based on ISO 10567 and do not exceed 75% of the static tilt load of the machine or 87% of the hydraulic lifting capacity of the machine.

* The excavator bucket, hook, sling and other lifting accessories are not included on this table.



* Working ranges are with Kubota standard bucket, without quick coupler.
* Specifications are subject to change without notice for purpose of improvement.

KUBOTA EUROPE SAS

19/25 rue Jules Verceyruisse
Zone Industrielle - BP50088
95101 Argenteuil Cedex - France
Tel : (33) 01 34 26 34 34
Fax : (33) 01 34 26 34 99

KUBOTA Baumaschinen GmbH

Steinhauser Straße 100
D-66482 Zweibrücken - Germany
Telefon : (49) 0 63 32 - 487 - 312
F a x : (49) 0 63 32 - 487 - 101

KUBOTA U.K. LTD

Dorner Road, Thame, Oxfordshire
OX93UN - U.K.
Phone: (44) 01 844-268140
Fax: (44) 01 844-216685