

MASK 1000 3862


[gusella-bakker.com](http://gusella-bakker.com)

# SHZ




Ton. 0,7 - 2,1

SCRAP  
ROTTAME  
RUBBLE  
MACERIE  
WASTE MATERIAL  
RIFIUTI



## SpiderKing


### OMEGALINE



### Conic Pins Perni Conici

The first and only orange peel grapple available with conic pins for loader cranes!

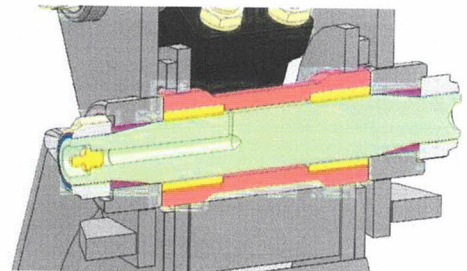
La prima e unica benna a polipo per autocarri ad avere i perni conici!



### Safety hook Gancio di sicurezza

Gusella-Bakker offers a new patented system of removable and adjustable clamps. Because of that the orange peel grapple can be customized to almost any loader crane.

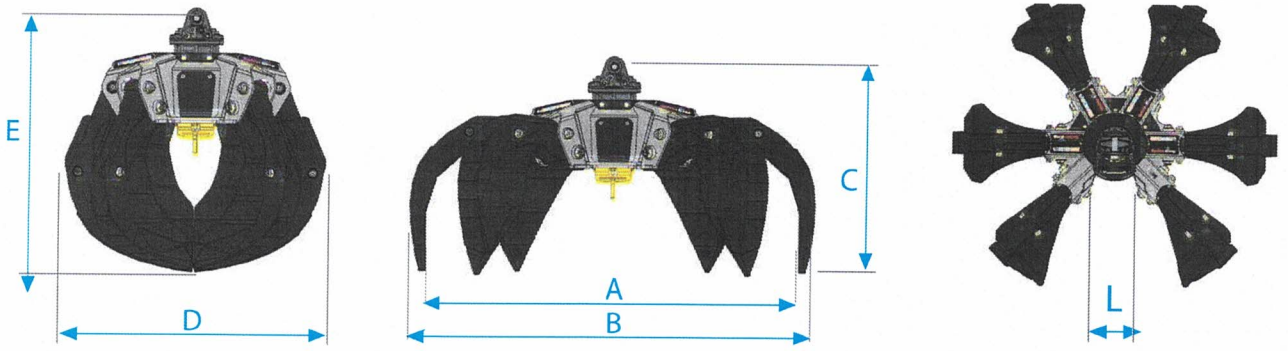
La Gusella Bakker ha sviluppato e brevettato un innovativo sistema di ganci smontabili e personalizzabili per adattare la benna a polipo su qualsiasi gru.



This system allows an easy elimination of play between pin and bushing caused by wear by tightening the nuts of the pin.


Grazie a questo sistema i giochi causati dall'usura tra perno e boccia vengono compensati semplicemente serrando i dadi del perno.





Type of link  
Attacchi disponibili



Model Modello	Link type Tipo attacco	Capacity Capacità		Load Portata	Pressure Pressione	Teeth Pale		Dimensions Dimensioni					
		Lt.	Kg.					ton.	Max Bar	N.	ton.	A	B
SHZ 204	PE	200	298	2	320	4	0,7	1430	1550	560	1050	675	250
SHZ 204	K (6 Ton.)	200	344	2	320	4	0,7	1430	1550	860	1050	975	260
SHZ 255	PE	250	360	2,5	320	5	0,7-1,5	1440	1560	570	1060	680	260
SHZ 255	K (6 Ton.)	250	404	2,5	320	5	0,7-1,5	1440	1560	870	1060	980	260
SHZ 255	K1 (12 Ton.)	250	418	2,5	320	5	0,7-1,5	1440	1560	903	1060	1013	260
SHZ 255	K2 (G 131)	250	418	2,5	320	5	0,7-1,5	1440	1560	903	1060	1013	260
SHZ 256	PE	250	399	2,5	320	6	0,7-1,5	1440	1560	570	1060	680	250
SHZ 256	K (6 Ton.)	250	443	2,5	320	6	0,7-1,5	1440	1560	870	1060	980	250
SHZ 256	K1 (12 Ton.)	250	457	2,5	320	6	0,7-1,5	1440	1560	903	1060	1013	250
SHZ 256	K2 (G 131)	250	457	2,5	320	6	0,7-1,5	1440	1560	903	1060	1013	250
SHZ 304	PE	300	351	2,5	320	4	0,9-1,8	1660	1800	612	1130	800	240
SHZ 304	K (6 Ton.)	300	397	2,5	320	4	0,9-1,8	1665	1800	912	1130	1110	240
SHZ 304	K1 (12 Ton.)	300	408	2,5	320	4	0,9-1,8	1660	1800	945	1130	1143	240
SHZ 304	K2 (G 131)	300	409	2,5	320	4	0,9-1,8	1660	1800	945	1130	1143	240
SHZ 305	PE	300	414	3	320	5	1-2	1660	1800	612	1130	800	260
SHZ 305	K (6 Ton.)	300	458	3	320	5	1-2	1660	1800	912	1130	1110	260
SHZ 305	K1 (12 Ton.)	300	472	3	320	5	1-2	1660	1800	945	1130	1143	260
SHZ 305	K2 (G 131)	300	471	3	320	5	1-2	1660	1800	945	1130	1143	260
SHZ 306	PE	300	470	3	320	6	1-2	1660	1800	612	1130	800	260
SHZ 306	K (6 Ton.)	300	516	3	320	6	1-2	1660	1800	912	1130	1110	260
SHZ 306	K1 (12 Ton.)	300	527	3	320	6	1-2	1660	1800	945	1130	1143	260
SHZ 306	K2 (G 131)	300	528	3	320	6	1-2	1660	1800	945	1130	1143	260



Crane capacity refers to crane boom at its maximal extension. This data are indicative. To choose the correct attachment check also crane lift capacities.

La portata della gru si intende con il braccio tutto sfilato. Questo dato è puramente indicativo, per abbinare la giusta attrezzatura, è necessario consultare il diagramma delle portate della gru.

OPTIONS  
ACCESSORI



Check valve  
Valvola di blocco semplice effetto



Crane link (AG 60 - AG 100)  
Staffa basculante per gru (AG 60 - AG 100)



Bolted hook  
Gancio inferiore



10041 Carignano (To) Italy  
Via Cagliari, 17  
Tel. +39 011 9692684

info@gusella-bakker.com

6662 NG Elst (Gld) Netherlands  
Nijverheidsweg 6  
Tel. +31 (0)481-374757