




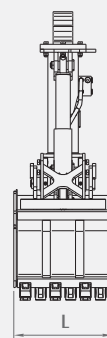
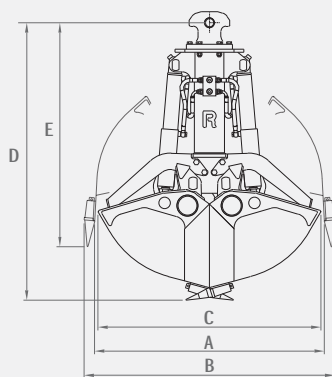


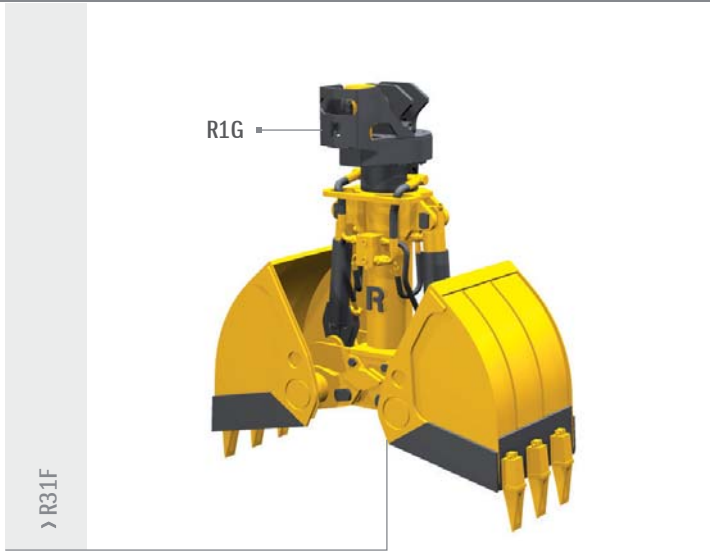
 Benne bivalente per scavo e carico materiali vari
 Grabs for digging and different materials' loading
 Bennes double-coquilles pour l'excavation et le chargement de matériaux divers

 Zweischalengreifer für Aushub und Verladung von verschiedenen Materialien
 Bivalvas para excavación y carga de materiales diversos
 Двухчелюстной грейфер для сыпучих материалов



Modello	Capacità	Peso	Pressione	Portata olio	Forza alla lama	Dimensioni					
Model	Capacity	Weight	Pressure	Oil flow	Tine force	Sizes					
Modèle	Capacité	Poids	Pression	Débit d'huile	Puissance à la lame	Dimensions					
Modell	Inhalt	Gewicht	Druck	Ölleistung	Schließkraft je Schale	Abmessungen					
	dm ³	kg	bar	l/min	Kg	A	B	C	D	E	L
R31F400	170	530	300	90	4350	1400	1530	1360	1670	1340	400
R31/400	170	550	300	90	4350	1400	1530	1360	1670	1340	400
R31F600	270	580	300	90	4350	1400	1530	1360	1670	1340	600
R31/600	270	600	300	90	4350	1400	1530	1360	1670	1340	600
R31F800	370	630	300	90	4350	1400	1530	1360	1670	1340	800
R31/800	370	650	300	90	4350	1400	1530	1360	1670	1340	800